EFFICIENT
PRIVATE CLIENTS

# EFPC Dynamic Equity Blend
## Fact Sheet

**Portfolio Date: 2026/10/31**

## Risk Profile

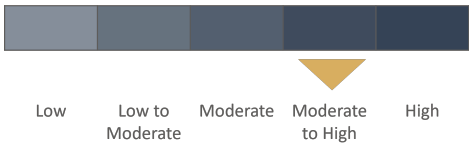


## General Information

| | |
|---|---|
| **Launch Date** | October 2023 |
| **Reporting Currency** | ZAR |
| **Minimum Investment** | R 1 000 000 |
| **Investment Time Horizon** | 7 years + |
| **Investment Consultant** | Fairtree Asset Management |
| **Annual Management Fee** | 1% ex VAT |
| **Benchmark** | ASISA South African Multi-Asset Flexible |

## Investment Committee



Cornelius Zeeman, CA, CFA (Fairtree Asset Management)



Jacques Haasbroek, CA, CFA (Fairtree Asset Management)



Dawie Roodt

Diaan Janse Van Rensburg, CA, CFA

Christiaan Van Wyk, CA, CFA

Eben Louw, CFA, CIPM

## Investment Objectives and Strategy

The EFPC Dynamic Equity Blend Portfolio is a diversified multi-asset portfolio that employs a tactical, strategic, and dynamic asset allocation strategy by using cost-efficient, diversified instruments. The EFPC Dynamic Equity Blend Portfolio is built in a local stockbroking account that provides investors with exposure to both developed and emerging markets. This portfolio is ideally suited for post-retirement or discretionary funds.

## Investor Profile

The EFPC Dynamic Equity Blend Portfolio is suitable for investors seeking actively-managed and strategically-diversified exposure to local and global equities. Since the EFPC Dynamic Equity Blend Portfolio has exposure to local and international equities, it is exposed to various risks which include, but are not limited to: currency risk, market volatility, as well as economic and political risk.

## Investment Growth

Time Period: 2023/10/02 to 2026/10/31

Currency: Rand

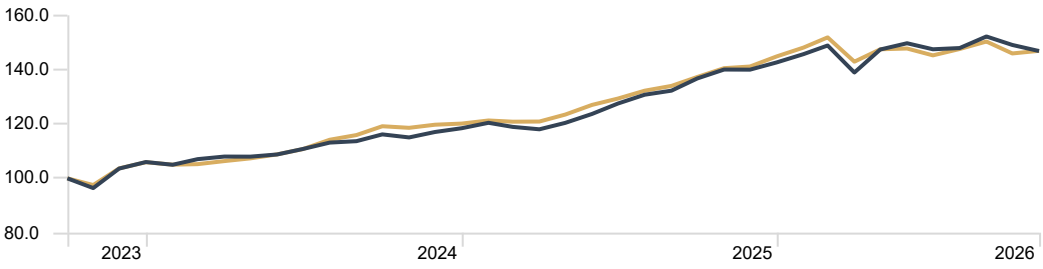


## Trailing Returns

As of Date: 2026/10/31

| | Return |
|---|---|
| YTD | 2.93 |
| 1 Month | -1.50 |
| 3 Months | -0.74 |
| 6 Months | -0.38 |
| 1 Year | 4.86 |
| 3 Years | 15.06 |
| 5 Years | — |
| Since Inception | 15.06 |

## Top 10 Holdings

Portfolio Date: 2026/10/31

| | Portfolio Weighting % |
|---|---|
| EFPC Global Equity Note | 21.32 |
| EFPC Local Model Portfolio | 21.21 |
| Satrix SA Bond ETF | 17.82 |
| Satrix MSCI Emerging Markets ETF | 17.78 |
| Satrix MSCI World Feeder ETF | 11.14 |
| Satrix Capped All Share ETF | 9.20 |
| Satrix Money Market C | 1.55 |

## Asset Allocation

Portfolio Date: 2026/10/31

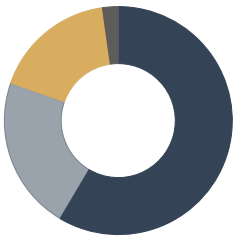

| | % |
|---|---|
| Stock | 58.5 |
| Other | 21.8 |
| Bond | 17.4 |
| Cash | 2.2 |
| **Total** | **100.0** |

## Equity Sectors (Morningstar)

Portfolio Date: 2026/10/31



| | % |
|---|---|
| Financial Services | 24.2 |
| Technology | 18.8 |
| Basic Materials | 17.0 |
| Consumer Cyclical | 14.7 |
| Consumer Defensive | 6.0 |
| Industrials | 5.6 |
| Other | 13.7 |
| **Total** | **100.0** |

## Monthly Returns - EFPC Dynamic Equity Blend

Currency: Rand

| | Jan | Feb | Mar | Apr | May | Jun | Jul | Aug | Sep | Oct | Nov | Dec | Year |
|---|---|---|---|---|---|---|---|---|---|---|---|---|---|
| 2026 | 2.13 | 2.18 | -6.68 | 6.10 | 1.56 | -1.48 | 0.31 | 2.88 | -2.05 | -1.50 | | | 3.86 |
| 2025 | 1.69 | -1.25 | -0.75 | 2.01 | 2.73 | 3.09 | 2.55 | 1.14 | 3.40 | 2.40 | -0.03 | 1.90 | 20.45 |
| 2024 | -0.94 | 1.97 | 0.89 | -0.03 | 0.74 | 1.86 | 2.12 | 0.46 | 2.21 | -0.97 | 1.74 | 1.19 | 11.74 |
| 2023 | — | — | — | — | — | — | — | — | — | — | 7.45 | 2.31 | — |

Disclaimer: Efficient Private Clients (Pty) Ltd (EFPC) takes care to provide current and accurate information at the date of formulating this document, but accepts no liability for errors, omissions or any subsequent changes. The information contained in this commentary has been prepared without consideration of the investment objectives, financial situation or needs of any recipient. This document does not constitute a binding agreement between the recipient and EFPC. The document is intended for information purposes only and none of the information contained herein constitutes investment advice or a recommendation, solicitation or offer by EFPC to buy or sell any financial product. Past performance references to historical data, assumptions, targets, benchmarks or examples are as indicators or illustrations only and are not fixed or guaranteed. Similarly, forecasts contained in this commentary involve risks and uncertainties which may result in future outcomes and results that may differ materially from such forecasts. You are accordingly cautioned not to place undue reliance on any historical data, general information or forecasts used in this commentary. EFPC accepts no liability whatsoever for any loss, damage (direct or consequential) or expense suffered by a recipient because of undue reliance placed on any information contained in this commentary. The company, directors and staff may from time to time have interests in shares not mentioned in this commentary. The portfolio's performance numbers are based on a master portfolio tracked in the Morningstar Direct system. Due to differences in costs across stockbrokers and portfolios, these performance numbers are gross of fees. EFPC is an authorised Financial Services Provider (FSP:47481)

Source: Morningstar Direct